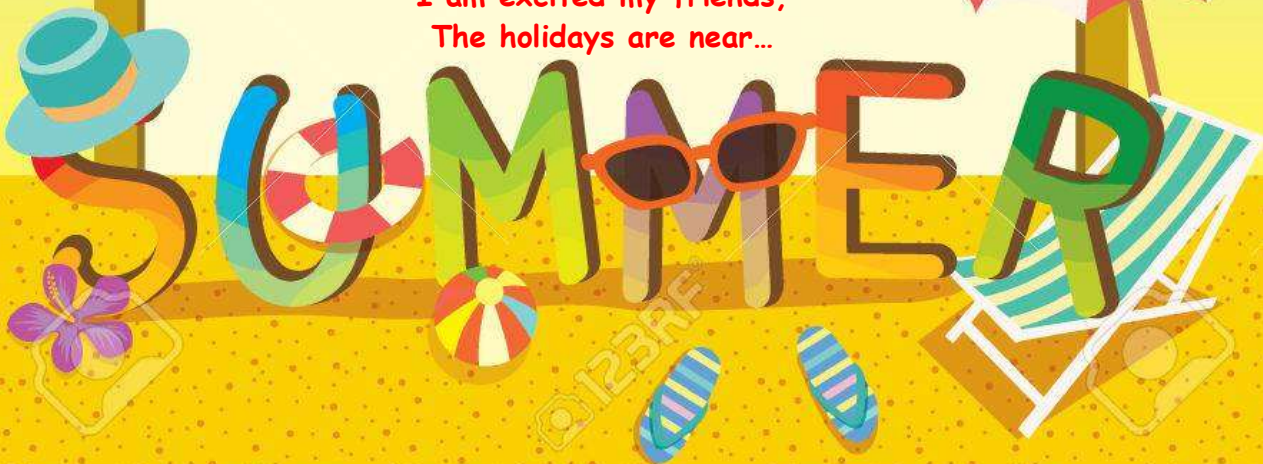


# SACHDEVA GLOBAL SCHOOL CLASS II SUMMER HOLIDAY HOMEWORK (2025-26)



Month of May brings long, hot days,  
It's time to enjoy holidays.  
Summer means no more school,  
Having fun, with no set rules.  
Playing, talking and watching cartoons,  
Fun continues till end of June.  
This beautiful time comes once in a year,  
I am excited my friends,  
The holidays are near...



Dear Students,

Holidays are always a welcome break from the normal routine and we all look forward to them. It gives us the opportunity to pursue all those activities that we enjoy but never find enough time to indulge in. But dear students, there is a lot more you can do by which you can make your holidays fun and learn at the same time.

**Here are few tips for you to follow –**

- Go for a walk, talk about things you see around.
- Plan some outdoor and indoor games.
- Help parents in small household chores like dusting of the house and watering the plants.
- Reading from illustrated story books will develop your language skills.
- Use the golden words 'sorry', 'please', 'thank you' and 'excuse me' extensively.
- Last but not the least – 'Speak in English with your family members and friends.'

***“SUCCESS IS THE SUM OF SMALL EFFORTS  
REPEATED DAY IN AND DAY OUT”.***

**GENERAL INSTRUCTIONS:**

- Holiday Homework will be graded on the basis of neatness, creativity and originality of ideas.
- **Ensure that the holiday homework is completed by the children themselves. Parents should only act as a guide in completing the work.**
- Homework should be completed neatly as per the given instructions and school script must be followed while doing written work in all the subjects.
- Practise writing daily in English and Hindi in old notebooks for good handwriting.
- Printout of the worksheets can be taken or the same can be done on a white A4 size sheet with name, class and topic mentioned on the top.
- Holiday homework duly labelled must be submitted on-

**English and Hindi - Friday, 4 July 2025**

**Math and General Awareness - Monday, 7 July 2025**

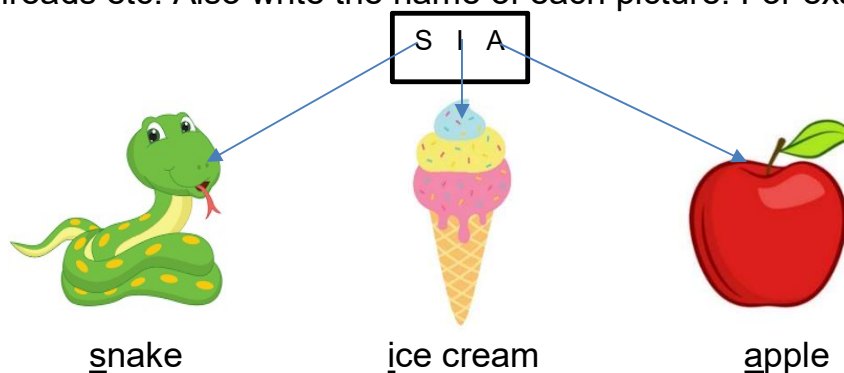
**Computers and Art - Wednesday, 9 July 2025**



## ENGLISH

### NATURE FRIENDLY NAME WALL HANGING

Write your full name in capital letters. Then make a wall hanging of naming words picture with each letter of your name. Decorate the wall hanging using waste material like pencil shavings, nut shells, artificial flowers, nut shells, threads etc. Also write the name of each picture. For example:



### NATURE TALES AND BOOK REPORT WRITING

Reading is an important way to help build language skills. It exposes us to new words and ways of using the language. Choose any one book from the links given below and write a report on it (refer to the template attached). You can either take a printout of the template or draw the same on a white A4 size sheet.

- <https://freekidsbooks.org/wp-content/uploads/2019/12/FKB-Stories-a-cloud-of-trash.pdf>
- <https://freekidsbooks.org/wp-content/uploads/2020/01/FKB-Stories-grandpa-farouks-garden-CC-picture-book.pdf>



A book review by \_\_\_\_\_

Title:

Author:

What was the story about?

Who were the characters?

What was your favourite part?

Draw a picture from the book:

Your star rating for this book:





## हिंदी



### रोचक गतिविधियाँ:

- ✚ शब्दों की अंताक्षरी - इस गतिविधि में छात्रों को पौधों की डालियों जैसी एक लड़ी तैयार करनी होगी (फूल एवं पत्तियों के कट-आउट्स का प्रयोग करना होगा) जिसमें वे एक चित्र चिपकाकर उसका नाम लिखेंगे और उस शब्द के आखिरी वर्ण पर आधारित दूसरा चित्र चिपकाएँगे तथा उस चित्र का नाम लिखेंगे। इस प्रकार १० से १५ शब्दों की एक लड़ी को छात्र अपनी रचनात्मकता का प्रयोग करते हुए अपने अंदाज़ में प्रस्तुत करेंगे।

उदाहरण - रथ → थर्मस → सपेरा → राजा



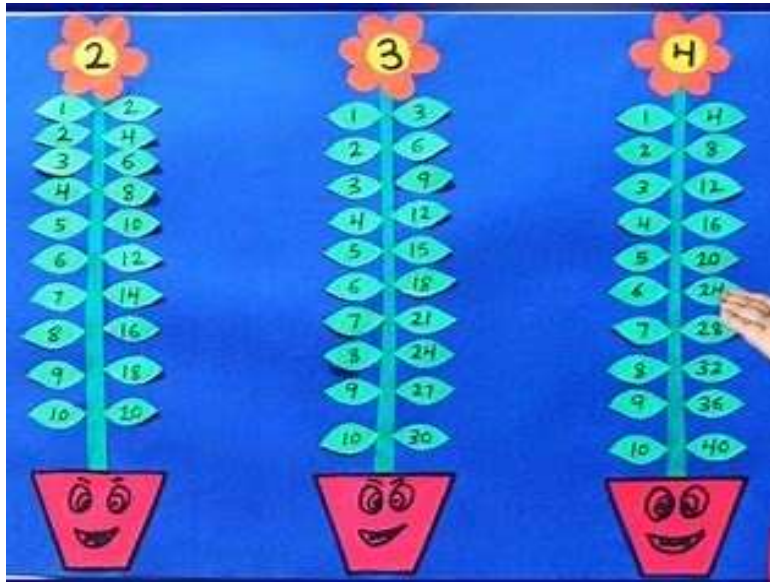
- ✚ मेरा परिचय - "मेरा परिचय" टेम्पलेट का प्रिंटआउट लें, उसे अपने बारे में पूरी जानकारी से भरें, सुंदर चित्रों और रंगों से सजाएँ तथा विद्यालय में प्रस्तुत करें।




## MATHEMATICS

### Grow & Multiply: The Math Garden Project

Create a working model of Math to help learn Multiplication Tables using the theme of '**Pot and Plant**' on any 1 of the Tables (2, 3, 4, 5, 10) as learnt in class 1, from recycled chart paper. The link has been attached for reference:



➤ [Maths Model | Multiplication Table TLM | TLM For Primary School | - YouTube](#)

-  Observe the place value of 5 and 9 in each of the numbers given below. Colour the boxes **blue** where place value of 5 is ones and **orange** where place value is tens. Then colour the boxes **orange** where place value of 9 is ones and **blue** where place value is tens. Make this grid on an A4 size white sheet and complete as per the given instructions.

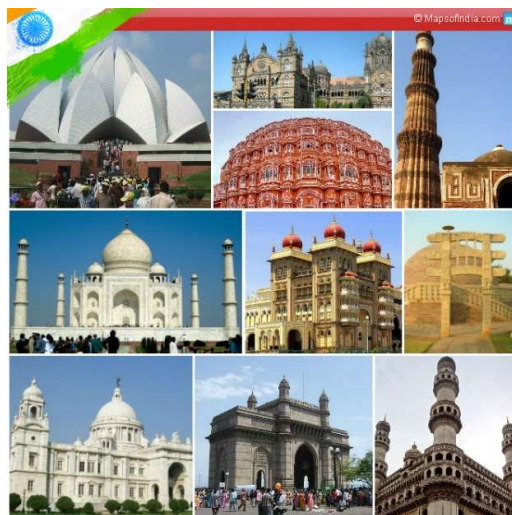
25	56	45	51	5
96	19	90	29	98

## GENERAL AWARENESS

### ACTIVITY- 1

#### COLLAGE MAKING

Collect the pictures of some famous historical monuments from different states of India and make a beautiful collage on A3 size sheet mentioning the names of the historical monuments. Use your creativity to make this colourful collage and learn about the rich cultural heritage of India.



### ACTIVITY- 2

#### LEARNING BY DOING



Imagine yourself to be a young scientist and do any one experiment under the guidance of your parent. Make a record of your experiment in a decorated A4 size sheet in the format given below. Also click a picture while doing the experiment and paste it.

#### FORMAT FOR THE EXPERIMENT-

Objectives: \_\_\_\_\_

Material Required: \_\_\_\_\_


Steps: \_\_\_\_\_

Observation: \_\_\_\_\_

Conclusion: \_\_\_\_\_



## **COMPUTERS**

-  Make a landscape in MS Paint or Tux Paint using different shapes (examples given). Take a print out of your work on a white A4 size sheet.



## **ART AND CRAFT**

### ❖ **Worksheets:**

Students need to complete the **Art worksheets** mentioned below.

- 1) Design your bag
- 2) Rice and Rajma Pasting
- 3) Decoration with pencil shaving and leaves
- 4) Toothpick pasting

### ❖ **Vibgyor Book:**

- 1) Page no 29 - My Garden
- 2) Page no 35 – A Fluttering Bird
- 3) Page no 37 – A Useful Box
- 4) Page no 43 – A Royal Lion

### ❖ **Craft Work**

Make a craft work of Sikkim state per your Roll No. using the link given and decorate it with pista shells/ dry leaves/ twigs / feathers, colourful sheet etc. Images are also attached for your reference.

Roll No.	Craft Work	Link
1 to 13	Sikkim Tribal Mask	<a href="https://youtu.be/uGmUQ2ZB4IE?si=0hpFrWvoLYp2siSi">https://youtu.be/uGmUQ2ZB4IE?si=0hpFrWvoLYp2siSi</a>
14 to 26	Sikkim Prayer Wheel	<a href="https://youtu.be/xj5Y9xV5pmo?si=yliLgOip137RhXb">https://youtu.be/xj5Y9xV5pmo?si=yliLgOip137RhXb</a>
27 to 40	Sikkim Jewelry	<a href="https://youtu.be/qVMHvx4S9_E?si=2d23OmjcgR3jwy60">https://youtu.be/qVMHvx4S9_E?si=2d23OmjcgR3jwy60</a>

**Reference Images:**

Sikkim Tribal Mask



Sikkim Prayer Wheel



Sikkim Jewelry

**VIRTUAL TOURS**

Virtual field trips allow children to travel the world and explore natural environment without leaving the classroom. Let's start the adventure here!!



Let us take you all on a virtual tour of the North East State 'Sikkim'.  
Click on the link to start the tour:  
<https://youtu.be/K7IYGNxwzQA?si=FNxnaWR6RH0wZcP0>

Have a great  
  
Summer  
Vacation!